

How to apply for NEE- I/NEE- II/NEE- III for NEE - 2022

Before filling up the online application form, candidates must read the instructions given below very carefully. For any assistance please feel free to contact our **HELP LINE NOs: +918584824065, +91 6292218758**

For any query, candidate can also send an email to :-infonee@nerist.ac.in

A) Candidates must apply for NEE-2022 “**ONLINE**” ONLY by logging in the website www.neeonline.ac.in.

- a. Candidates must follow the instructions strictly as appear in the instruction panel.
- b. Candidates can fill up the entire form in one session or enter one part of the information and save and complete the same at a later stage within the due dates of filling and submitting the form. Candidates are requested to carefully check all the data entered before final submission of form. Any error may lead to rejection of their application at any stage of time.
- c. **Be careful while filling up each of the fields or selecting an option from the drop down menu such as reservation code etc.** For example, a list of Reservation code is mentioned along with the relevant field so that you can select the correct Reservation code based on your state and category.
- d. **Candidates appearing in the qualifying examination in 2022 are also eligible to apply. However, they must produce mark sheets/grade cards/pass certificates on the day of counselling/admission. Other wise their selection will be cancelled.**
- e. Online application can be done within **21/02/2022 and 02/05/2022**.
- f. Application fee is **Rs. 600/-**+Payment gate way charges/bank transaction charges for SC/ST/PD candidates, and
Rs. 1,000/-+Payment gate way charges/bank transaction charges for GENERAL/ OBC/ EWS candidates. **Application Fee Paid is non-refundable/Non- transferable any case.**
- g. **After the final submission of application form, no changes can be made by the applicant in her/ his online application.**
- h. **Request for change of any kind of data such as category, centre of examination, etc. Shall summarily be rejected. Application once submitted shall be final.**

Guide lines to fill up the Online Application Form

NORTH EASTERN REGIONAL INSTITUTE OF SCIENCE & TECHNOLOGY Academic Session 2022-2023

Applicants are required to keep the following things ready before applying:

1. An E-mail ID for registration and for receiving all future correspondence till the admission process is over and subsequently, if admitted.
2. One Mobile Number to receive SMS based notifications/communications related to the online application; Admit card etc till the admission process is over and subsequently, if admitted.
3. Facility with internet connectivity.
4. A recent **scanned** pass port sized colour photograph (for scanning and uploading in ".JPEG/.JPG" format only. File size of scanned photograph should not be more than 100 KB).
5. Your **scanned** signature using **Blue/ Black** pen on white sheet (for scanning and uploading in ".JPEG/.JPG" format only. File size of scanned photograph should not be more than 100 KB).
6. Access to an online payment facility/service such as:
 - a) Net Banking
 - b) Credit card
 - c) ATM-cum-Debit card

Important Notes for all applicants:

1. A print out of the submitted complete Application form is to be retained with the candidate, which is to be submitted at the time of counselling/admission, if selected ?
2. Original certificates issued by the competent authority supporting you're filled in details will Be asked from you ONLY at the time of Counselling/admission. **If data provided in the online application is not supported by appropriate documents then your application/claim for admission shall be summarily rejected.**

Steps to be followed for filling the online application:

The entire process of filling online application form can be completed in below mentioned 9 steps.

The steps are:


1. Register yourself for the online application process at the North Eastern Regional Institute of Science and Technology(Application Portal–**www.neeonline.ac.in**)
2. Activate your online Application with the E-mail ID and Your Activation Code ; send it to your submitted Email ID/Mobile No in registration process.
3. Selection of the Program Type & Program Name and check eligibility.
4. If the applicant confirms the eligibility criteria and continues the Program, the next web page appears. The applicant is required to click on "Application Details". The application form

Will appear on the screen. The applicant is required to fillup the details in the application form.

5. In the next step, the applicant is required to upload scanned image file of his/her Photograph and Signature one by one [as specified in Para 4 & 5 above].
6. In the next step, the applicant is required to fill the Academic details.
7. In the next step, the applicant is required to choose your Examination Centre preference
8. Once all the details are filled in, the candidate is required to Review the details entered and Confirm. No edit will be allowed once the application is confirmed.
9. Payment of fee's through online.

How to complete Registration on the North Eastern Regional Institute of Science and Technology (NEE) Admission Portal (www.neeonline.ac.in) for Online Application Process ?

Step1: Please click on "Online Application for NEE - 2022" button given on the home page of the NEE Application Portal.



Step 2 : On clicking the link, you will be directed to a new page having an Applicant Login Box. Below the login fields there is a link "New Registration". Please click on this link.

Search results - sandip@learning x | NERIST x | NORTH EASTERN REGIONAL IN x | +

nee.ucanapply.com/univer/public/secure?app_id=UEIZMDAwMDAxAOA==

Apps Gmail YouTube Maps

Reading list

NORTH EASTERN REGIONAL INSTITUTE OF SCIENCE AND TECHNOLOGY
 DEEMED TO BE UNIVERSITY U/S 3 OF UGC ACT 1956
 UNDER THE MINISTRY OF EDUCATION, GOVT. OF INDIA
 NIRJULI - 791109, ARUNACHAL PRADESH

Helpline: +91 8584824065
 +91 8252218758
 Email id: info@nerist.ac.in

WELCOME TO NORTH EASTERN REGIONAL INSTITUTE OF SCIENCE AND TECHNOLOGY

QUICK TIPS

IMPORTANT INSTRUCTIONS FOR CANDIDATES BEFORE APPLYING ONLINE

NEE-I/NEE-II/NEE-III

NERIST Admission Notification of NEE - 2022 [Click here](#)

Keep the following items in your hand before applying :

- Email id
- Mobile no
- Scanned / Soft copy passport size photograph (Less than 100KB)
- Scanned / Soft copy of signature (Less than 100KB)
- Aadhar Card (if available)
- Credit card, Net banking or ATM-cum-Debit card

Disclaimer : Candidates are advised to read the Brochure or Prospectus properly before applying for any Programme in NERIST. It is strongly recommended to check the eligibility section. If you face any problem to fill up the form through Online portal then communicate immediately with Help-desk through over phone or Email.

APPLICANT LOGIN

Existing user?
[Sign In](#)
 Forgot Password? [Click Here](#)

[New Registration](#)
[Activate Your Account](#)

Activate Windows
 Go to Settings to activate Windows. [Show all](#)

NEE Brochure 2022...doc guidelines-NERIST...doc Guidelines-NEE-20...pdf

Type here to search

26°C Haze 13:44 17-02-2022

Step 3 : When you click the link you will be shown a Registration Form asking for various details. Fields for information which is mandatory is marked with "Red coloured bullets" and is to be essentially filled up. These fields cannot be left blank. Once you fill the details, you can click on the "Signup" button at the bottom for completing the registration process.

WELCOME TO THE NERIST WEB x | NORTH EASTERN REGIONAL IN x | +

nee.ucanapply.com/univer/public/registration?app_id=UEIZMDAwMDAxAOA==

NORTH EASTERN REGIONAL INSTITUTE OF SCIENCE AND TECHNOLOGY
 DEEMED TO BE UNIVERSITY U/S 3 OF UGC ACT 1956
 UNDER THE MINISTRY OF EDUCATION, GOVT. OF INDIA
 NIRJULI - 791109, ARUNACHAL PRADESH

Helpline: +91 8584824065
 +91 8252218758
 Email id: info@nerist.ac.in

WELCOME TO NORTH EASTERN REGIONAL INSTITUTE OF SCIENCE AND TECHNOLOGY

REGISTRATION

Name of Applicant: Name Mid Name Last Name

Date of Birth: Select Select Select

Gender: -- Select --

Father's Name: Father's Name
 Please Don't add any salutation like Mr./Dr. etc before the Name. .


Mother's Name: Mother's Name
 Please Don't add any salutation like Ms./Mrs./Dr. etc before the Name. .

Email ID: Email
 Please note that all communication related to your Application including link registration for activation etc. will be sent to this email id.

Create Password: Create Password

Confirm Password: Confirm Password
 Your password length should be 8-20. (It must contain at least one letter, one number and one special character).

Mobile No. of the Applicant: Mobile

Captcha: 
 Not readable? [Change text.](#)

Enter captcha word here: Enter Captcha

[Sign up](#)
 Already Registered? [Back to Login](#)

Type here to search

16:31 09-02-2021

**** Here Password and Confirm Password is most sensitive part, both should be same other wise it will show error like the following,**

The screenshot shows the registration page of the North Eastern Regional Institute of Science and Technology. Two error messages are displayed: "ERROR Password and confirm password does not match!". The form fields include: Password (masked with asterisks), Confirm Password (masked with asterisks), Name of Applicant (partially filled), Date of Birth, Sex, Father's Name, Mother's Name (filled with "Mrs. P roy"), Address (filled with "Chatakai", "Dum Dum", "Kolkata, Pin - 700074"), and Mobile No. of the Applicant (filled with "952220670"). A "Sign up" button is visible at the bottom of the form.

**** Here Mobile no also most sensitive part, Mobile no should be 10 digit other wise it will show error like the following,**

The screenshot shows the registration page of the North Eastern Regional Institute of Science and Technology. A red error message is displayed: "The Mobile must be 10 digits." The form fields include: Email ID (filled with "bidhanroy.it@gmail.com"), Password, Confirm Password, Name of Applicant (filled with "Bidhan" and "Roy"), Date of Birth (filled with "08", "August", "1983"), Sex (filled with "MALE"), Father's Name (filled with "M M Roy"), Mother's Name (filled with "Mrs. P roy"), Address (filled with "Chatakai", "Dum Dum", "Kolkata, Pin - 700074"), and Mobile No. of the Applicant (filled with "952222"). A "Sign up" button is visible at the bottom of the form.

NOTE : PLEASE NOTE THAT DETAILS SUBMITTED DURING REGISTRATION CANNOT BE CHANGED LATER. SO MAKE SURE YOU DO NOT MAKE ERRORS IN THE INFORMATION YOU FILLIN THIS FORM.

NEERIST Registration Form Screenshot 1:

Registration Details:

| | |
|-------------------------------|-----------------------------|
| Email ID:- | sandip@learningspiral.co.in |
| Name of Applicant:- | Sandip Kumar Dan |
| Date of Birth:- | 01 / 01 / 2006 |
| Gender:- | MALE |
| Father's Name:- | P K Dan |
| Mother's Name:- | Gita Dan |
| Mobile No. of the Applicant:- | 9830199639 |

Please check all your filled details carefully before confirming.

Confirm Change

NEERIST Logo and Header:

NORTH EASTERN REGIONAL INSTITUTE OF SCIENCE AND TECHNOLOGY
UNDER THE MINISTRY OF HUMAN RESOURCE DEVELOPMENT, GOVT. OF INDIA
DEEMED TO BE UNIVERSITY U/S 3 OF UGC ACT 1956
NIRJULI - 791109, ARUNACHAL PRADESH

WELCOME TO THE NEERIST WEB

Registration Form Screenshot 2:

REGISTRATION SUCCESSFUL

Your registration for NORTH EASTERN REGIONAL INSTITUTE OF SCIENCE AND TECHNOLOGY Online Application Portal has been accepted. You will receive one confirmation Email soon containing an activation link and Login Details. Open your email account and click on the activation link given in Mail or at Login Page for completing the registration process and start filling up your online form.

ऑनलाइन आवेदन पोर्टल NEERIST के लिए आपका पंजीकरण स्वीकार किया जा रहा है। आपको शीघ्र ही सक्रियण लिंक और लॉगइन विवरण युक्त एक पुष्टिकरण ईमेल प्राप्त होगा। पंजीकरण प्रक्रिया को पूरा करने के लिए अपना ईमेल खाता खोलें और मेल में या लॉगिन पृष्ठ पर दिए गए सक्रियण लिंक पर क्लिक करें और ऑनलाइन फॉर्म भरें।

[Do check your SPAM Mail/ JUNK Mail folder just in case the email gets categorised as SPAM by your email service provider !]
Please follow the instructions in the email for proceeding further with your NORTH EASTERN REGIONAL INSTITUTE OF SCIENCE AND TECHNOLOGY Application Portal 2021-22 online application process..

You are requested to check your email and SMS for OTP

Back to Home page

Step 4 : Activation and validation of Registration:

- On successful submission of registration details, you would be shown a confirmation message on the screen. You will also receive an e-mail on the e-mail ID provided by you in the Registration Form and a validation code on your registered mobile number. This email will contain an **activation link**. You need to click on this activation link to confirm and complete your registration process.



BP-NERIST

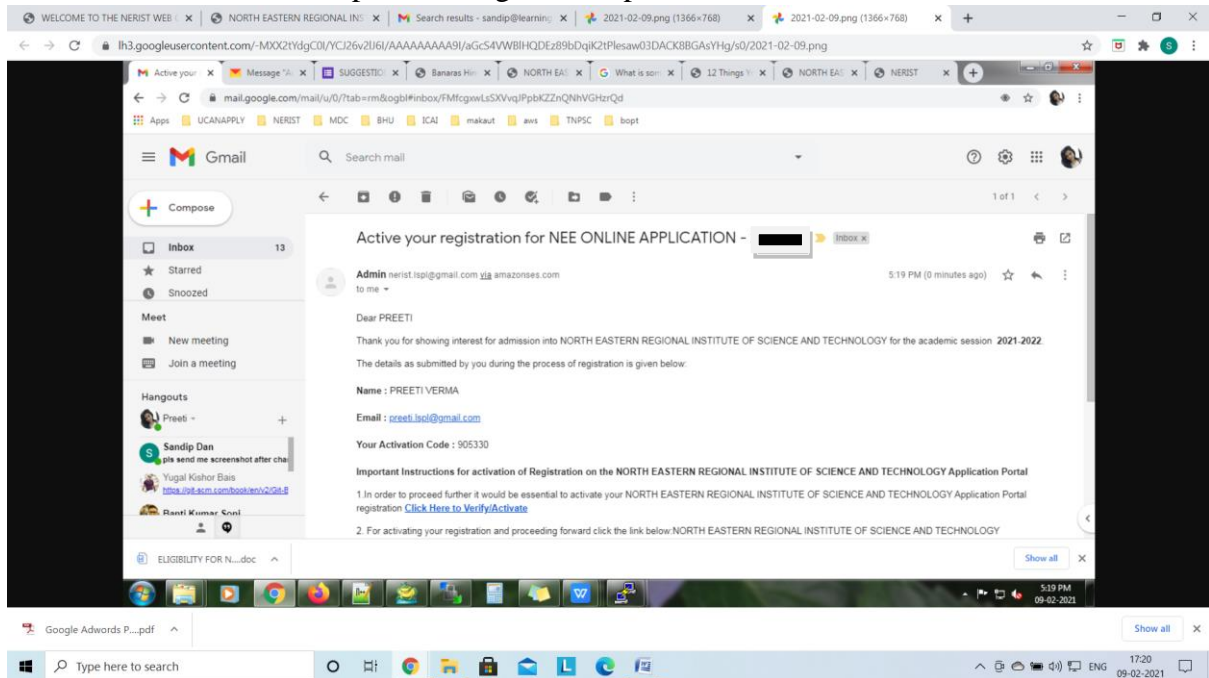
2 5-1 5:26 PM

Dear Student, Your registration has been successfully completed for NEE-**2022-23**, and the verification code [847706](#).

Note : This confirmation and activation link e-mail might land up in your "Spam Folder" or "Junk Folder". So, in case you do not find the registration confirmation e-mail in your "Inbox", please check your "Spam Folder" or "Junk Folder". If you find the e-mail from infonee@nerist.ac.in in your "Spam Folder" or "Junk Folder", please report it as "Not Spam" and/or add the same to your contact list so that the subsequent e-mails from infonee@nerist.ac.in always come in your Inbox. Always check your "Spam Folder" or "Junk Folder" for e-mails from the NEE Admission Portal.

2. Click on this activation link received in the e-mail. Your account will not be activated until you have clicked on this activation link, ***so, do not forget this important step.***

3. On clicking the activation link, you will be directed to the validation page in which you are required to give the validation code sent on your registered mobile number. Enter the validation code received on your registered mobile number to complete the registration process.



NORTH EASTERN REGIONAL INSTITUTE OF SCIENCE AND TECHNOLOGY
DEEMED TO BE UNIVERSITY U/S 3 OF HIG ACT 1956
UNDER THE MINISTRY OF EDUCATION, GOVT. OF INDIA
NIRJALI - 791109, ARUNACHAL PRADESH

WELCOME TO NORTH EASTERN REGIONAL INSTITUTE OF SCIENCE AND TECHNOLOGY

ACTIVATION

Username*
Enter Username (Email ID)

Enter Activation Code / OTP*
Enter Activation Code

Submit

Your activation code has been sent on your registered email id and mobile number given at the time of registration. SMS on your mobile may take some time to deliver based on your cellular service provider.

For the best view use Mozilla Firefox, Google Chrome browser

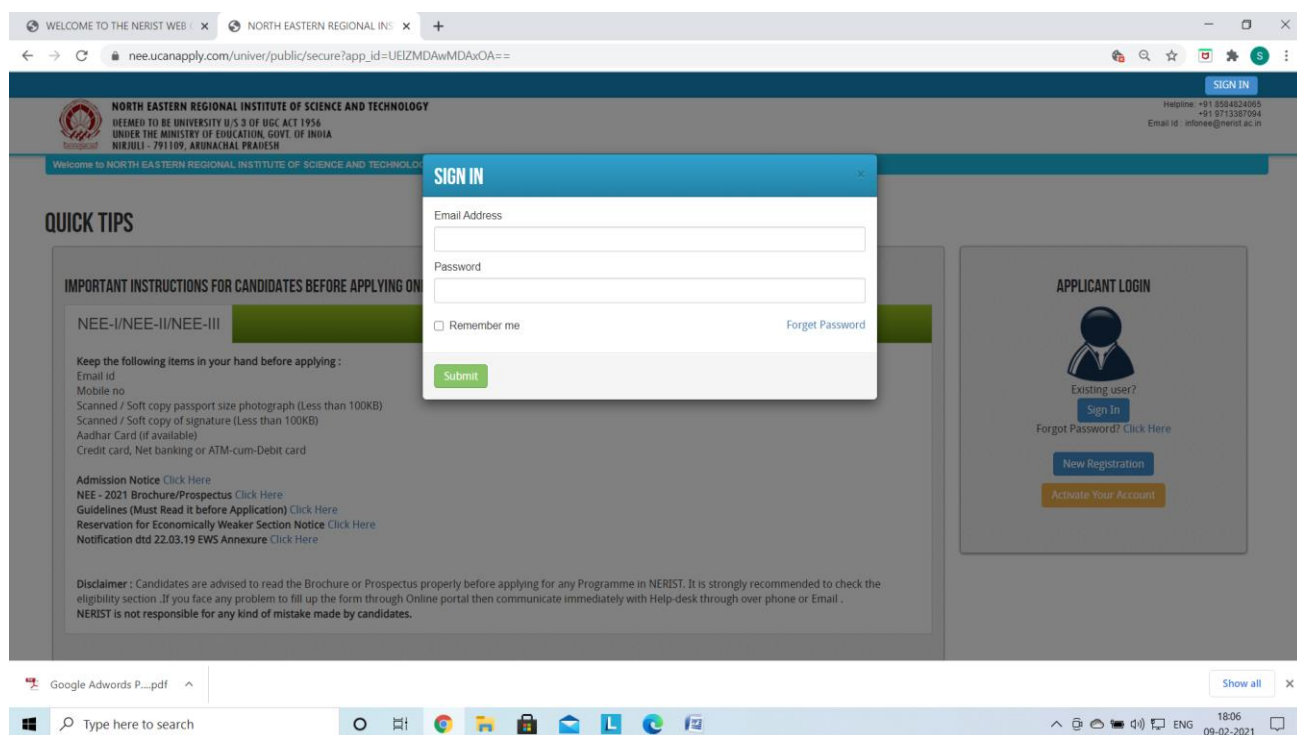
Copyright © 2021. All right reserved.

4. On successful validation, you will be allowed login and directed to My Application Section. Select the course of your choice and start filling up the application form online.

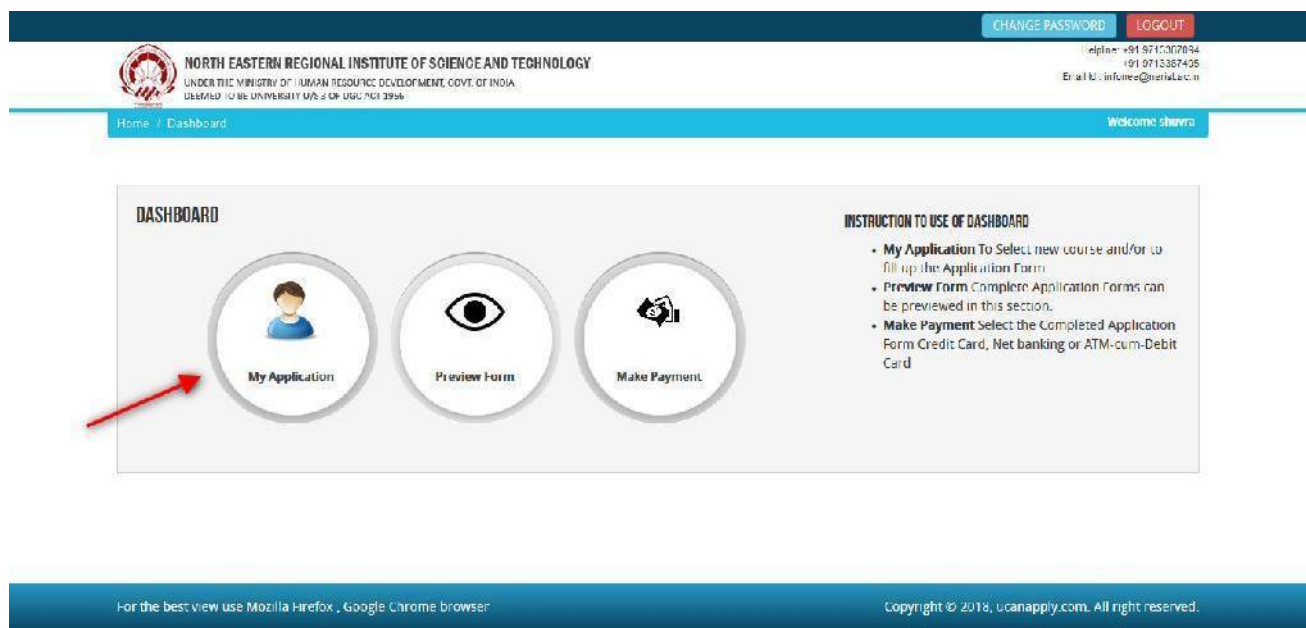


APPLICATION PROCESS:

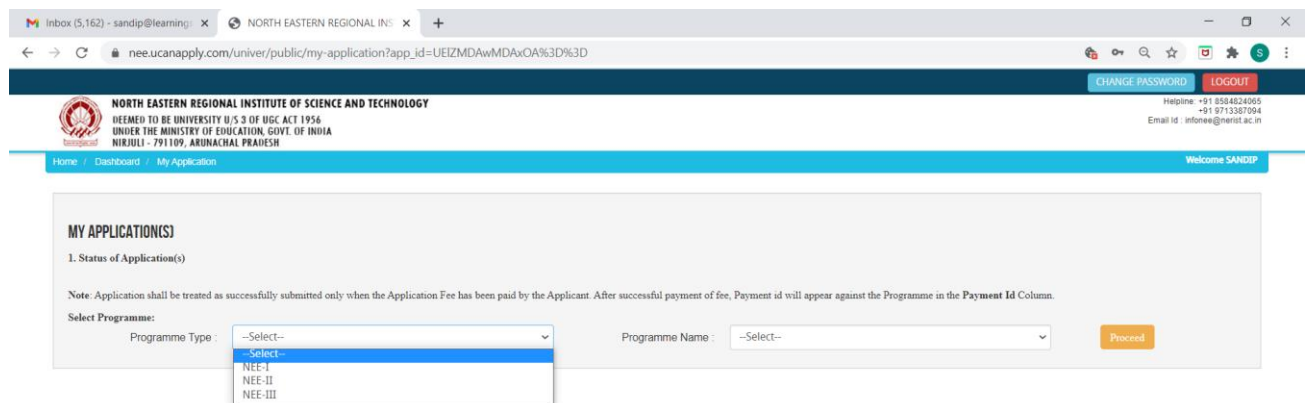
Step 1 : After activation and validation of your Registration on the North Eastern Regional Institute of Science and Technology (NEE) Admission Portal (www.neeonline.ac.in), you can log in into the programme.



After login you will be able to see dashboard and click "**My Application**"



Then you will be able to see following page with the title "**Status of Applications**".



Step2: Please select your programme type, school and preferable first programme from the drop down boxes given at the bottom. Check the eligibility and in case you are eligible for the course click the check box given below regarding confirmation of the terms and conditions and the eligibility to proceed further for filling up the application form by clicking "**Add Programme**" button.

ELIGIBILITY DETAILS

Maximum Age Limits as on 31st July [redacted] years for the students of the general category (GE) (born on or after [redacted] and 22 years for OBC and female applicants (born on or after 1st August, [redacted] and 24 years for ST/SC/PD (born on or after 1st August, [redacted]).

Academic Qualification : Applicants must have Passed/Appeared in Class X / Matriculation / Secondary examination or an equivalent examination with Science and Mathematics. They should have passed in all the subjects including Science and Mathematics separately.

☐ I have read the prospectus and confirming the above eligibility conditions.

[Add The Programme](#)

[Cancel](#)

How to fill up the Application form after I have selected the Programme I wish to apply:

Step1: After you have added the first programme of your choice and come to the above screen, on clicking, following form will appear on the screen. Some of its fields would be pre-filled with the details you gave at the time of registration. Fill up other required details correctly.

APPLICATION INFO

Application Status

[Back to My Application](#)

STATUS OF SUBMITTED APPLICATION(S)

APPLICANT DETAILS FOR BASE (CERTIFICATE) MODULE OF TECHNOLOGY STREAM (AE/CE/EE/ME) : NEE-I

| Stage | Description | Status |
|-------|----------------------------|------------|
| 1 | Application Detail | Incomplete |
| 2 | Upload Photo And Signature | Incomplete |
| 3 | Academic Detail | Incomplete |
| 4 | Document Detail | Incomplete |
| 5 | Examination Center | Incomplete |
| 6 | Preview And Confirm | Incomplete |

Note : Mandatory fields have been marked with red asterisk. They are to be essentially filled up before you will be allowed to 'Save' of the form.



APPLICATION INFO

[Back to My Application](#)

Application Status

Applicant Details

Upload Photo And Signature

Academic Detail

Examination Centre

Preview And Confirm

APPLICANT DETAILS FOR DIPLOMA MODULE OF TECHNOLOGY STREAM (AE/CE/CSE/ECE/EE/ME) (10-2 WITH PCM) : NEE-II

Candidate Name: shuvra Mid Name: ganguly

Father's Name: S ganguly

Mother's Name: D ganguly

Category: - Select -

Physically Challenged: - Select -

Date of Birth: 12 October 1995

22 years, 9 months, 19 days (as on 31-07-2018)

Gender: FEMALE

Nationality: - Select -

Religion: - Select -

State of Domicile: - Select -

Reservation of seats: -Select-

Marital Status: - Select -

Aadhaar card No: Aadhaar card No

Are you NERIST Student?: - Select -

PERMANENT ADDRESS

Building/House No: *

Landmark: *

City/Town/Village: * City/Town

Post Office: * Post Office

District: * City/Town

State: * - Select -

PIN: *

Father/Guardian Mobile No: *

LandLine Phone: Std code *

CORRESPONDENCE ADDRESS ☒ SAME AS PERMANENT ADDRESS

Building/House No: *

Landmark: *

City/Town/Village: * City/Town

Post Office: * Post Office

District: * City/Town

State: * Select

Pin: *

Father/Guardian Mobile No: *

LandLine Phone: Std code *

Email: *

[Save & Continue](#)

Step 2 : After you have filled up all the required fields of the 'Applicant Details', Click on the 'Save & Continue' button given at the bottom of the page (as shown above).

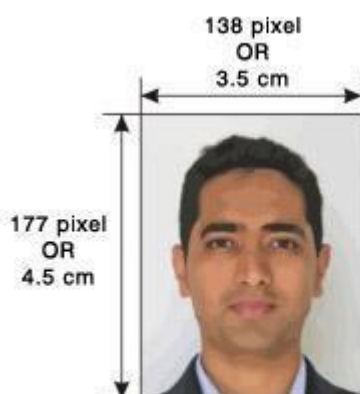
Note : For details related to specific fields in the application form, eligibility condition, number of seats, fee etc. please refer to the **Information Bulletin available on the North Eastern Regional Institute of Science and Technology (NEE) Admission Port al (www.neeonline.ac.in)**

Step 3: After filling up application click the 'Save and Continue' Button given at the bottom.

Photo & Signature upload:


Step 1 : To upload the image file of you scanned passport size colour photograph and signature, click the button 'Upload Photograph and Signature' button available on the left panel. On clicking, you Will see the following screen:

(Your **scanned pass port photo should be** within 3.5×4.5cm in size, file size should be less than 100KB.)



If you are facing any problem to upload your photo or rejected by the system then we are requested you to resize your photo as per the sample images shown here. To re size your scanned photo please follow the following steps:

1. Right click on the scanned photo file→ Open with → Microsoft Office Picture Manager
2. Then look at the top menus, Click Picture→ Resize
3. Now look at the right panel, Select the radio button Custom width x height, And write width=138px, height=177px. Then Click OK to complete.
4. If you are not able to do this properly, then you can try 'Crop' feature for the 'Picture' menu
5. Then save the file.



NORTH EASTERN REGIONAL INSTITUTE OF SCIENCE AND TECHNOLOGY
UNDER THE MINISTRY OF HUMAN RESOURCE DEVELOPMENT, GOVT. OF INDIA
DEEMED TO BE UNIVERSITY U/S 3 OF UGC ACT 1956

[CHANGE PASSWORD](#) [LOGOUT](#)
 Helpline: +91 9713387094
 Email Id: info@nerist.ac.in

Home / Dashboard / Upload Photo & Signature
Welcome shuvra

APPLICATION INFO

- Application Status
- Applicant Details
- Upload Photo And Signature
- Academic Detail
- Examination Center
- Preview And Confirm

[Back to My Application](#)

PHOTO & SIGNATURE FOR DIPLOMA MODULE OF TECHNOLOGY STREAM (AE/CE/CSE/ECE/EE/ME) (10+2 WITH PCM) : NEE-II

UPLOADED PHOTO

[Browse...](#) No file selected.

(Passport size colour photo 4.5 cm x 3.5 cm)
Note: Uploaded Image to be less than 100KB (Scan to be done in 100dpi only) and only jpeg, jpg formats are allowed.

[Upload Photo](#)

UPLOADED SIGNATURE

[Browse...](#) No file selected.


Note: Uploaded Image to be less than 100KB, and only jpeg, jpg formats are allowed.

[Upload Signature](#)

Note: Please upload clear Photo; Signature must be on white background using Black / Blue ink pen.
You can proceed forward only after uploading your photograph and signature.

For the best view use Mozilla Firefox , Google Chrome browser
Copyright © 2018, ucanapply.com. All right reserved.

Step 4 : Choose the image file (".JPEG/.JPG" format ; photo should be within 4.5×3.5cm in size, file size not more than 100kb) of your scanned pass port size photo graph and signature and click the button 'Upload Photo' and 'Upload Signature' button given below the Box. After you have successfully uploaded the photo graph and signature, you will see the following page:



NORTH EASTERN REGIONAL INSTITUTE OF SCIENCE AND TECHNOLOGY
DEEMED TO BE UNIVERSITY U/S 3 OF UGC ACT 1956
UNDER THE MINISTRY OF EDUCATION, GOVT. OF INDIA
NIJULI - 791109, ARUNACHAL PRADESH

[CHANGE PASSWORD](#) [LOGOUT](#)
 Helpline: +91 9584324065
 Email Id: info@nerist.ac.in

Home / Dashboard / Upload Photo & Signature
Welcome SANDIP


APPLICATION INFO

- Application Status
- Application Detail
- Upload Photo And Signature
- Academic Detail
- Document Detail
- Examination Center
- Preview And Confirm

[Back to My Application](#)

PHOTO & SIGNATURE FOR BASE (CERTIFICATE) MODULE OF TECHNOLOGY STREAM (AE/CE/ECE/EE/ME) : NEE-I

UPLOADED PHOTO




[Choose File](#) No file chosen

(Passport size colour photo 4.5 cm x 3.5 cm)
Note: Uploaded Image to be less than 100KB and should be in jpeg or jpg format.

[Upload Photo](#)

UPLOADED SIGNATURE



[Choose File](#) No file chosen

Note: Uploaded Image to be less than 100KB and only jpeg, jpg formats are allowed.

[Upload Signature](#)

Note: Please upload a clear Photograph and Signature. Signature must be on white background using Black/ Blue Pen
You can proceed forward only after uploading your photograph and signature.

[Save & Proceed](#)

Type here to search
16:46 09-02-2021

Step 5 : After filling up application click the 'Save and Proceed' Button given at the bottom you have filled up all the required fields of the 'Academic Details', here you add your passed examination details and Click on the 'Save' button.

APPLICATION INFO

Application Status

Application Detail

Upload Photo And Signature

Academic Detail

Document Detail

Examination Center

Preview And Confirm

ACADEMIC DETAILS FOR BASE (CERTIFICATE) MODULE OF TECHNOLOGY STREAM (AE/CE/ECE/EE/ME) : NEE-I

Note: Please put Grade/Div Roman Number (Ex: I, II, III etc...) only. [Click here to reload page.](#)

| Name of the Examination | Board / University and Roll | Year of Passing / Appearing | School Name/College | Div/ Grade | Marks Obtained | Total Marks | Percentage |
|----------------------------------|-----------------------------|-----------------------------|---------------------|------------|----------------|-------------|------------|
| Class X/ Madhyamic / Secondary * | Gujarat Secondary | 2020 | test school | AA | 400 | 500 | 80 |

☐ Result Awaited

CGPA

Note:

1. Result Awaited : Board / University and School / College Names are mandatory.

Step 6 : In the next stage, the candidate has to choose the “Preferred Examination Centre” and click on the 'Save & Continue' button.

APPLICATION INFO

Application Status

Application Detail

Upload Photo And Signature

Academic Detail

Document Detail

Examination Center

Preview And Confirm

EXAMINATION CENTER PREFERENCE

EXAMINATION CENTER PREFERENCE DETAILS FOR BASE (CERTIFICATE) MODULE OF TECHNOLOGY STREAM (AE/CE/ECE/EE/ME) : NEE-I

Preferences do not confirm your Examination Center, authorities will try to accommodate the candidate to the nearest available Center.

Preference 1:

Preference 2:

Save & Continue

Back to My Application

Once the applicant completes filling up all the above mentioned stages of the Application Form, the complete Application Form will be opened. In case he/she wants to edit some details, he/she can do so, by clicking the 'Back' button. To confirm the details entered, the candidate has to check the box and click on the 'Confirm & Submit' button. **Once confirmed, it can not be edited further.**

NORTH EASTERN REGIONAL INSTITUTE OF SCIENCE AND TECHNOLOGY
 DEEMED TO BE UNIVERSITY U-3 OF UGC ACT 1956
 UNDER THE MINISTRY OF EDUCATION, GOVT. OF INDIA
 NIRJULI (TANAGAR), ARUNACHAL PRADESH
 PIN - 791 106

Application for Admission to
 Base (Certificate) Module of Technology Stream (AE/CE/ECE/EE/ME)
 NEEI - 2021

01 Name of the Candidate: SANDIP DAN
 02 Father's Name: Mr. P. K. DAN
 03 Mother's Name: Mrs. GITA DAN

04 Permanent Address
 Building H.No: 13 a Pathuria Ghata Street, opp binani bhawan, City: kolkata, PO: Beadon Street, Dist: kolkata, State: West Bengal, Pin: 700006
 Mobile No: 9830199539

05 Address for Communication
 Building H.No: 13 a Pathuria Ghata Street, opp binani bhawan, City: kolkata, PO: Beadon Street, Dist: kolkata, State: West Bengal, Pin: 700006
 Mobile No: 9830199539, Email Id: sandip.dan@gmail.com

06 Date of birth: 01/January/2004
 07 Marital Status: Single
 08 Gender: Male
 09 Religion: Hindu
 10 Economically Weaker Sections (EWS): No

07. Educational Qualifications

| Name of Examination | Name of Board/ University | Year of Passing | Division/Class | School Name/College | % of marks | CGPA |
|--------------------------------|---|-----------------|----------------|---------------------|------------|------|
| Class X/ Madhyamik / Secondary | Gujarat Secondary & Higher Secondary Education Board, Gandhinagar | 2020 | AA | best school | 80 | |

08 Employed: No
 09 State of Domicile: Manipur
 10 Reservation Code: 3101 - UR(Unreserved) PRC holders of Manipur
 11 NERIST Student: No
 12 Physically Challenged: Yes (9229) (67%)
 13 Exam Centre Preferences: 1) Namsai, 2) Ziro

I certify that the above statements are true.
 I Undertake:
 a) The information given above is true and complete to the best of my knowledge and belief, and if any of it is to be incorrect at any stage, my admission shall be liable to be cancelled.
 b) To abide by the provisions of the Act/Statutes, Ordinances, Regulations and Rules of the Institute failing which the Institute may take appropriate action against me.

Date: 09-02-2021
 Signature of the candidate: Bipul Chandra Das

☐ I CONFIRM THE ABOVE

Buttons: Confirm & Submit, Cancel

For the other subject system will go for **Applicant Form View** page. Here you can check all information which you have entered in your application process. If everything is ok then click the button " **I CONFIRM THE ABOVE**" & Click "**Confirm & Submit**" button.

North Eastern Regional Institute of Science and Technology
UNDER THE MINISTRY OF HUMAN RESOURCE DEVELOPMENT, GOVT. OF INDIA
(DEEMED TO BE UNIVERSITY U/S 3 OF UGC ACT 1956)
NIRJULI (TANAGAR), ARUNACHAL PRADESH
PIN - 791 109

Application ID: NE184032274
Payment ID: FEE NOT PAID

Application for Admission to
Base (Certificate) Module of Technology Stream (AE/CE/EE/ME)
NEE-I

01. Name of the Candidate: Sandip Kumar DAN
02. Father's Name: Mr. P. K. DAN
03. Mother's Name: Mrs. GITA DAN

04. Permanent address:
Building H.No: 13 a Pathuria Ghata Street, opp binam bhawan, City: kokata, PO: Beadon Street, Dist: kokata, State: West Bengal, Pin: 700005
Mobile No: 9830199639

05. Address for Communication:
Building H.No: 13 a Pathuria Ghata Street, opp binam bhawan, City: kokata, PO: Beadon Street, Dist: kokata, State: West Bengal, Pin: 700005
Mobile No: 9830199639, Email ID: sandip.dan@gmail.com

06. Date of birth: 01 January 2004
Marital Status: Single
Gender: Male
Religion: Hindu
Economically Weaker Sections (EWS): No

07. Educational Qualifications:

| Name of Examination | Name of Board/ University | Year of Passing | Division/Class | School Name/College | % of marks | CGPA |
|--------------------------------|---|-----------------|----------------|---------------------|------------|------|
| Class X/ Madhyamik / Secondary | Gujarat Secondary & Higher Secondary Education Board, Gandhinagar | 2020 | AA | best school | 80 | |

08. Employed: No
09. State of Domicile: Manipur
10. Reservation Code: 3101 - UR(Unreserved) PRC holders of Manipur
11. NEET/ST Student: No
12. Physically Challenged: Yes (9229) (6%)
13. Exam Centre Preferences: 1) Namsai, 2) Ziro

I certify that the above statements are true.
(Update)
a) This information given above is true and complete to the best of my knowledge and belief, and if any of it is to be incorrect at any stage, my admission shall be liable to be cancelled.
b) To abide by the provisions of the Act, Statutes, Ordinances, Regulations and Rules of the Institute failing which the Institute may take appropriate action against me.

Date: 09-02-2021
Signature of the candidate: Bipul Chandra Das

NEE-I notices regarding admission will be available in the Institute website (https://neet.ac.in)

After that system will show you the "Proceed to Payment" button to complete the payment.

How to pay the Application Fees ?

Step 1 : You will get drop down for "Payment Type" here you can get ONLINE Payment type. Click here to make payment. On clicking you will see the following screen.

Inbox (2,308) - sandip@learning: x NORTH EASTERN REGIONAL INS: x

nee1.ucanapply.com/univer/public/payment-page?app_id=UEIZMDAwMDAxOA==&sub_id=MTAyNzQ=

CHANGE PASSWORD LOGOUT

Helpline: +91 9254243692
+91 9836319994
Email ID: info@neet.ac.in

Home / Dashboard / Make Payment

SELECT APPLICATION(S) FOR PAYMENT OF APPLICATION PROCESSING FEE

Applicant Name : Sandip Kumar Dan
Email-ID : sandip@learningportal.co.in
Mobile No. : 9830199639

LIST OF COMPLETE APPLICATION(S) IS GIVEN BELOW:

| APPLICATION ID | Programme Name | Amount | Payment Type |
|----------------|--|--------|--------------|
| NE184032274 | Base (Certificate) Module of Technology Stream (AE/CE/EE/ME) | Rs 600 | ONLINE |

* Credit Card * Debit Card * Internet Banking
In case your previous transaction is not updated then click this button to process such previous payments.

Refresh Previous Payment

APPLICATION PROCESSING FEE RATES PER APPLICATION


| Rates for | Fees |
|---|-----------|
| Application Fees | Rs.600 |
| Credit Card Payment Gateway Charges: 2.439% of the fees | Rs.15.00 |
| Total | Rs.615.00 |

Proceed to Pay

Pay Now & Submit Application !

Note: Candidate have to submit the University Copy of the Admission Processing Form along with paid challan.

Step 2 : You can select the applications for which you want to pay the NEE Application Portal Online Fee by clicking "ONLINE" the check box given in the bottom left for "Select to pay". You have option of paying NEE Online Fees [using Credit Card/Debit Card/Net Banking] through payment gateway available on the Portal [by clicking "Proceed to Pay"].



NORTH EASTERN REGIONAL INSTITUTE OF SCIENCE AND TECHNOLOGY
UNDER THE MINISTRY OF HUMAN RESOURCE DEVELOPMENT, GOVT. OF INDIA
 DEEMED TO BE UNIVERSITY U/S 3 OF UGC ACT 1956

[CHANGE PASSWORD](#) [LOGOUT](#)
Helpline: +91 9713387094
 +91 9713387495
 Email Id: infonee@nerist.ac.in

Home / Dashboard / Make Payment
Welcome shuvra

SELECT APPLICATION(S) FOR PAYMENT OF APPLICATION PROCESSING FEE

Applicant Name : shuvra ganguly
 Email-ID : [redacted]@ail.com
 Mobile No. : [redacted]

LIST OF COMPLETE APPLICATION(S) IS GIVEN BELOW:

| APPLICATION ID | Program Name | Amount | Payment Type |
|----------------|---|---------|--------------|
| NE056315275 | Diploma Module of Technology Stream (AE/CE/CSE/ECE/EE/ME) (10+2 with PCM) | Rs 1000 | ONLINE |

☐ Credit Card ☒ Debit Card ☐ Internet Banking

In case your previous transaction is not updated then click this button to process such previous payments.

[Refresh Previous Payment](#)


APPLICATION PROCESSING FEE RATES PER APPLICATION

| Rates for | Fees |
|--|-------------------|
| Application Fees | Rs.1000 |
| Credit/Debit Card : 2.439% of the fees + Payment gateway Charges | Rs. 25.00 |
| Total | Rs.1025.00 |

[Proceed To Pay](#)

For the best view use Mozilla Firefox , Google Chrome browser
Copyright © 2018, ucanapply.com. All right reserved.

Step 3 : On clicking "**Proceed to Pay**", following screen will appear. Here you can check your summary and payment amount etc. Once you click "**Pay Now & Submit Application**" button then system will go for payment to your banking website. After a successful payment you will get Payment Successful message. And your application process is complete.



NORTH EASTERN REGIONAL INSTITUTE OF SCIENCE AND TECHNOLOGY
UNDER THE MINISTRY OF HUMAN RESOURCE DEVELOPMENT, GOVT. OF INDIA
 DEEMED TO BE UNIVERSITY U/S 3 OF UGC ACT 1956

[CHANGE PASSWORD](#) [LOGOUT](#)
Helpline: +91 9713387094
 +91 9713387495
 Email Id: infonee@nerist.ac.in

Home / Dashboard / Payment
Welcome shuvra

ONLINE PAYMENT

To proceed with the payment please click on the '**Pay Now & Submit Application**' button below or in case you want to cancel the payment process then click on the '**Cancel**' button. Please note that NO changes in the details furnished by you in the Application form would be possible once you make the payment of Fee.

Summary of Candidate :

Name: SHUVRA GANGULY
 Email: [redacted]@ail.com
 Mobile Number: [redacted]

Summary of the amount and TDR charges :

As per Banking / Payment Gateway rules, you would be also required to pay the online payment charges [TDR] in addition to the Application Fee as per the details given below:

| | |
|--------------------------------------|-------------|
| Amount Payable: | Rs. 1000 |
| Online Payment Charges (TDR): | Rs. 25 |
| Total Amount to be paid: | Rs. 1025.00 |

[Pay Now & Submit Application !](#)

Note: Candidate have to submit the University Copy of the Admission Processing Form along with paid challan.

Candidates must wait for at least 24 hours to get update about the success of payment. Please check your mail for Payment success mail received. Please inform us to the helpline email only after 24 hours and proper checking about any issues related to payment updation. While informing us in our mail id please do not forget to mention your email id through which you have registered, the application form id and your phone number.

For the best view use Mozilla Firefox , Google Chrome browser
Copyright © 2018, ucanapply.com. All right reserved.

After successful payment you can take the **Print** of the form and **Save** for future correspondence.

This will complete your online application form submission.